

YAMAKAWA BLOCK CLAMP


Series KT05R




YAMAKAWA

Secure Clamping with Equalizer Pads

Three rubber coated pads on each arm are mechanically connected to each other to equalize pressure on each of the pads in order to securely clamp blocks both horizontally and vertically. Each pad is also capable of adjusting the angle against the load surface to maximize the friction for better gripping.

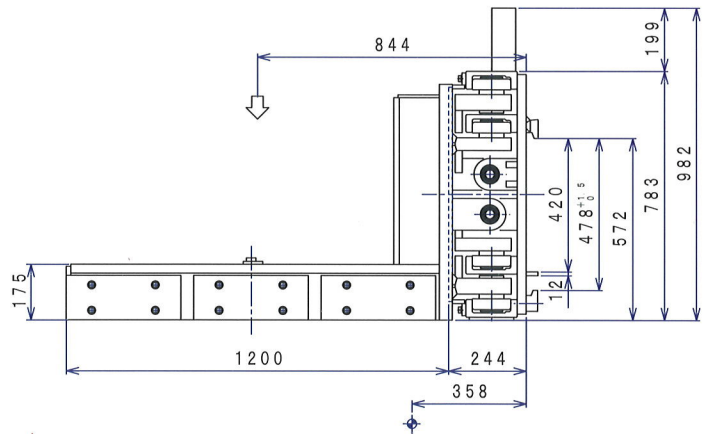
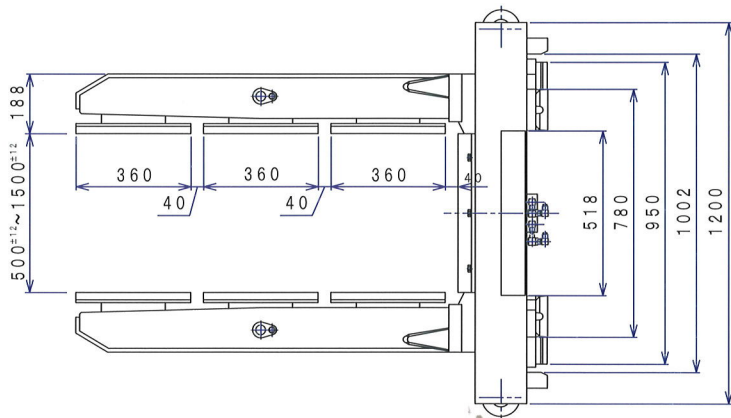


Durable and Wide View Shift-Frame

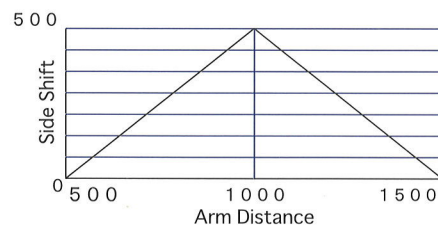


The rail-roller-slide system on the shift frame ensures smooth movement as well as wider view for the driver in addition to better durability of the clamps. Yamakawa's Block Clamp is designed with the benefit of vast knowledge and various experiences acquired during its long history.

Specifications



Specifications			
Capacity	24500N(2500kgf)	Normal Pressure (Side Shift)	6.9MPa
Load Center	844mm	Side Shift	Max 500mm
Weight of Equipment	9898N(1010kgf)	Lift Truck Mounted	IT A III
Horizontal Center of Gravity	358mm	Arm Movement	Side Shift Dual Move
Normal Pressure (Clump)	13.7MPa	Clamp Opening Range	500mm-1500mm
Max Pressure (Clamp)	16.2MPa		



YAMAKAWAENGINEERING

■ **Manufacture**

1265-24 Ueki, Sue-machi, Kasuya-county
Fukuoka Pref, Japan

URL <http://www.yamakawa-eng.co.jp/>
E-mail info@yamakawa-eng.co.jp

■ **Dealer**